

## Passenger's Questionnaire by Chapter

**Official Test ONLY**

**By Chapter**

**Official Book of Transportation office**

**Republished in 2024**

### Information Note

1- The reason the answers are given in separate pages is because will be better for you to learn the correct answers

2-The English translation of the tests that appear in this book has been made by the Ministry of Transportation and obviously is not the best one.

The reason we keep the same text is because the wording must remain the same with the official tests that you will get during your writing test.

### Introduction

The book with the title **questionnaire for Passenger's vehicle** has been written for those that wish to get the driving license with the minimum effort and the fastest possible time

If you read the questions o this book you will have a certain success in your examination.

## READING INSTUCTIONS

**1-Start reading having the book together with the attached answer list in order to check the correct answers**

**2 Take a sheet and mark down the number of the question and the number of the chapter you are studying and then visit the answers in order to see the mistakes**

<b>BOOK INDEX English Passenger By Chapter</b>			
<b>chapter</b>	<b>Description</b>	<b>Official test's Names in Greek</b>	<b>Page</b>
<b>B</b>	<b>Passenger's driving TESTS with explanations</b>		
1	The Main Instruments of the Vehicle <b>Quest. 42</b>	ΟΡΓΑΝΑ	1
2	Position Yourself In The Driver's Seat <b>Quest. 22</b>	ΟΔΗΓΟΣ	6
3	Traffic Signs <b>Quest. 261</b>	ΣΗΜΑΝΣΗ	9
4	Crossroads <b>Quest. 118</b>	ΔΙΑΣΤΑΥΡΩΣΕΙΣ	46
5	Speed <b>Quest. 27</b>	ΤΑΧΥΤΗΤΑ	65
6	Positioning on the road surface <b>Quest. 29</b>	ΟΔΟΣΤΡΩΜΑ	69
7	Safety Distances-Stopping and Speed <b>Quest. 31</b>	ΑΠΟΣΤΑΣΕΙΣ	73
8	Parking And Stopping <b>Quest. 53</b>	ΣΤΑΣΗ	77
9	Cross, Overtake or be Overtaken by others <b>Quest. 52</b>	ΠΡΟΣΠΕΡΑΣΗ	86
10	Turns <b>Quest. 18</b>	ΣΤΡΟΦΕΣ	94
11	Coexisting With Other Users <b>Quest. 69</b>	ΣΥΝΥΠΑΡΞΗ	97
12	Following a Direction <b>Quest. 47</b>	ΔΙΑΔΡΟΜΗ	107
13	Alcohol <b>Quest. 33</b>	ΑΛΚΟΟΛ	114
14	Entering In The Traffic <b>Quest. 7</b>	ΕΙΣΟΔΟΣ	118
15	Auto Route And High Way Driving <b>Quest. 43</b>	ΑΥΤΟΚΙΝΗΤΟΔΡΟΜΟΣ	119
16	Driving with inadequate visibility <b>Quest. 25</b>	ΟΡΑΤΟΤΗΤΑ	125
17	Driving With Limited Wheel Gripping <b>Quest. 22</b>	ΠΡΟΣΦΥΣΗ	131
18	Driving In The Mountain <b>Quest. 15</b>	ΒΟΥΝΟ	134
19	Fatigue and Alertness <b>Quest. 8</b>	ΚΟΥΡΑΣΗ	138
20	Behaviour In An Accident <b>Quest. 20</b>	ΑΤΥΧΗΜΑ	140
21	Maintenance And Repairs <b>Quest. 88</b>	ΣΥΝΤΗΡΗΣΗ	145
22	Emergency Situations <b>Quest. 22</b>	ΕΚΤΑΚΤΑ	156
23	Administrative rules <b>Quest. 28</b>	ΚΑΝΟΝΕΣ	159
24	Environment Protection and Energy Saving <b>Quest. 29</b>	ΠΕΡΙΒΑΛΛΟΝ	<b>163</b>
25	Economic And Ecological Driving <b>Quest. 13</b>	ΟΙΚΟΝΟΜΙΚΗ ΟΔΗΓΗΣΗ	<b>167</b>
	Table of speed limits for all vehicles in GREECE	Speed Limits	168
	Table Of Licence Specifications		170

## B1-THE MAIN INSTRUMENTS OF THE VEHICLE

### Questions 1-42

#### Question 1



The double HH pattern on the gearshift lever is similar to all vehicles

- 1- Yes.
- 2- No.


#### Question 2



Among the suspension instruments, the shock absorbers:

- 1-They only ensure the comfort of the passengers.
- 2-They guarantee the correct traction between the wheels and the road's surface.

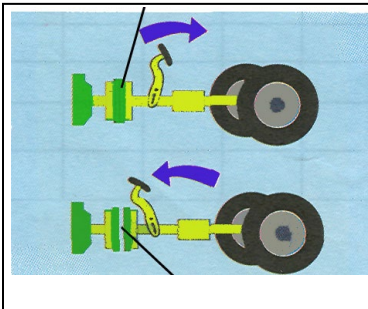
#### Question 3



The clutch corresponds to the pedal :

- 1-1 (left).
- 2-2 (In the middle).
- 3-3 (right).

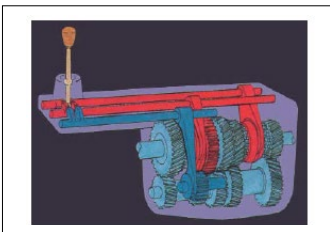
#### Question 4



The engine activates the wheels when the clutch is:

- 1-In connecting position.
- 2-In disconnecting position.

#### Question 5



The gearbox connects the engine to the tires

- 1- Yes.
- 2- No.


**Question 6**



The moving direction of the indicator stick compared to the direction that the steering wheel turns:

- 1-Is opposite.
- 2-Is the same with the steering wheel.
- 3-It varies depending on the kind of the vehicle.

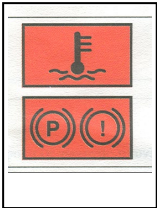
**Question 7**



With the engine running, if a red dashboard light comes on, highlights a serious malfunction:

- 1- Yes.
- 2- No.

**Question 8**



With the engine running, if a red dashboard light comes on stresses the need to stop quickly:

- 1- Yes
- 2- No

**See the yellowed answers**

**Answers by chapter-  
Passenger's Vehicle**

<b>chapter B1- The Main Instruments of the vehicle page 1</b>					
1	2	15	3	29	1
2	2	16	1	30	1
3	1	17	1	31	1
4	1	18	1	32	2
5	1	19	1	33	2
6	2	20	2	34	1
7	1	21	2	35	1
8	1	22	3	36	2

9	2	23	1	37	2
10	1	24	3	38	canc
11	2	25	1	39	1
12	2	26	2	40	1
13	2	27	2	41	1
14	1	28	3	42	2